



Accessibility research 'Fixi' app for Android

Client

DigiToegankelijk TOP (in connection with the implementation of Ceder's motion on behalf of the Ministry of the Interior and Kingdom Relations)

























Date





















06.03.2024

Report version

8.0.0

Table of Contents

Executive summary	4
1. Introduction	5
2. Research	6
2.1. Scope	7
2.2. Devices	8
2.3. Techniques	8
3. Results	9
 Succes Criterion 1.1.1 - Non-text Content	12
 Succes Criterion 1.2.1 - Audio-only and Video-only (Prerecorded)	12
 Succes Criterion 1.2.2 - Captions (Prerecorded)	12
 Succes Criterion 1.2.3 - Audio Description or Media Alternative (Prerecorded)	13
 Succes Criterion 1.2.4 - Captions (Live)	13
 Succes Criterion 1.2.5 - Audio Description (Prerecorded)	13
 Succes Criterion 1.3.1 - Info and Relationships	14
 Succes Criterion 1.3.2 - Meaningful Sequence	14
 Succes Criterion 1.3.3 - Sensory Characteristics	14
 Succes Criterion 1.3.4 - Orientation	15
 Succes Criterion 1.3.5 - Identify Input Purpose	15
 Succes Criterion 1.4.1 - Use of Color	15
 Succes Criterion 1.4.2 - Audio Control	16
 Succes Criterion 1.4.3 - Contrast (Minimum)	16
 Succes Criterion 1.4.4 - Resize text	16
 Succes Criterion 1.4.5 - Images of Text	17
 Succes Criterion 1.4.10 - Reflow	17
 Succes Criterion 1.4.11 - Non-text Contrast	17
 Succes Criterion 1.4.12 - Text Spacing	18
 Succes Criterion 1.4.13 - Content on Hover or Focus	18
 Succes Criterion 2.1.1 - Keyboard	18
 Succes Criterion 2.1.2 - No Keyboard Trap	19
 Succes Criterion 2.1.4 - Character Key Shortcuts	19
 Succes Criterion 2.2.1 - Timing Adjustable	19

 Succes Criterion 2.2.2 - Pause, Stop, Hide	20
 Succes Criterion 2.3.1 - Three Flashes or Below Threshold	20
 Succes Criterion 2.4.3 - Focus Order	20
 Succes Criterion 2.4.4 - Link Purpose (In Context)	21
 Succes Criterion 2.4.6 - Headings and Labels	21
 Succes Criterion 2.4.7 - Focus Visible	21
 Succes Criterion 2.5.1 - Pointer Gestures	22
 Succes Criterion 2.5.2 - Pointer Cancellation	22
 Succes Criterion 2.5.3 - Label in Name	22
 Succes Criterion 2.5.4 - Motion Actuation	23
 Succes Criterion 3.1.1 - Language of Page	23
 Succes Criterion 3.2.1 - On Focus	23
 Succes Criterion 3.2.2 - On Input	24
 Succes Criterion 3.3.1 - Error Identification	24
 Succes Criterion 3.3.2 - Labels or Instructions	24
 Succes Criterion 3.3.3 - Error Suggestion	25
 Succes Criterion 3.3.4 - Error Prevention (Legal, Financial, Data)	25
 Succes Criterion 4.1.1 - Parsing	25
 Succes Criterion 4.1.2 - Name, Role, Value	26
 Succes Criterion 4.1.3 - Status Messages	26

Executive summary

Abra B.V. has carried out accessibility research on behalf of DigiToegankelijk TOP (in connection with the implementation of Ceder's motion on behalf of the Ministry of the Interior and Kingdom Relations). We have selected 21 screens through a structured sample. We have checked whether these screens comply with the EN 301 549 standard. This standard references 44 success criteria from the WCAG 2.1.

- The app passes 44 of the 44 success criteria.

No more errors were found! This was the result of an intensive process in which 8 evaluations were carried out and a total of 150 tickets were processed. The identified errors were not limited to individual screens, but also occurred on multiple other screens. The number of errors resolved will be in the hundreds, underscoring the complexity and thoroughness of the research conducted and improvements applied.

Questions about this report can be asked via info@abra.nl. On our website [Abra.ai](https://abra.ai) you can read more about our services.

1. Introduction

Abra B.V. has carried out accessibility research on behalf of DigiToegankelijk TOP (in connection with the implementation of Ceder's motion on behalf of the Ministry of the Interior and Kingdom Relations). The evaluation method Appt-EM has been used to conduct this research. This method has been developed specifically for apps and is based on WCAG-EM. We investigated whether the app complies with the EN 301 549 standard. This standard contains 44 success criteria from the WCAG 2.1 guidelines.

WCAG

WCAG stands for Web Content Accessibility Guidelines. The guideline was originally created for websites, but can also partly be applied to apps. Version 2.1 of the WCAG consists of 4 principles, 13 guidelines and 78 success criteria. The success criteria are divided into three levels: A, AA and AAA. Level A consists of 30 success criteria, level AA of 20 success criteria and level AAA of 28 success criteria. To meet level AA you must also meet level A.

EN 301 549

EN 301 549 is the European standard for digital accessibility. We applied version 3.2.1 of this standard for this research. Apps fall under the 'Software' chapter. For apps, 44 of the 50 success criteria from level A and AA of the WCAG 2.1 apply. Minor adjustments have been made to the notes or definitions for 13 success criteria, often keeping the context the same. The following success criteria are not mandatory for apps: 2.4.1, 2.4.2, 2.4.5, 3.1.2, 3.2.3 and 3.2.4.

Accessibility statement

Government agencies are required by law to optimize the accessibility of their apps. They are held accountable for how far they have progressed. For that accountability, government agencies must make and upload an [accessibility statement](#). This report gives a good overview of the level of accessibility.

Support

Abra B.V. supports organizations that want to improve the accessibility of their apps. We provide services and software to improve the accessibility of apps. Our reports always contain solutions specifically for apps.

Questions about this report can be asked via info@abra.nl. On our website [Abra.ai](https://abra.ai) you can read more about our services.

2. Research

Abra B.V. has carried out accessibility research on behalf of DigiToegankelijk TOP (in connection with the implementation of Ceder's motion on behalf of the Ministry of the Interior and Kingdom Relations). This are the details:

App name

Fixi

Operating system

Android

Tested version

20241.02.1

Installation method

<https://play.google.com/store/apps/details?id=com.decos.fixi2.citizen&hl=nl&gl=US&pli=1> ↗

Research type

WCAG 2.1 level AA

Applied standard

[EN 301 549](#) ↗ with [WCAG 2.1](#) ↗

Research method

[Appt-EM](#) ↗, based on [WCAG-EM](#) ↗

Client

DigiToegankelijk TOP (in connection with the implementation of Ceder's motion on behalf of the Ministry of the Interior and Kingdom Relations)

Researcher

Tanya van Workum

Reviewer

Paul van Workum

Date

06.03.2024

2.1. Scope

The research is based on a structured sample. Part of the app has been selected to draw conclusions about the entire app. Problems that occur several times on a screen might only be described once.

Overview of the selected screens

Nr	Screen	Path
1	Home	Home
2	Instellingen	Home > Info knop > Instellingen
3	Feedback over de app	Home > Info knop > Feedback over de app
4	Over Fixi	Home > Info knop > Over Fixi
5	Maak account	Home > Maak account
6	Account aangemaakt	Home > Maak account > Account aangemaakt
7	Maak melding	Home > Maak melding
8	Meldingen in de buurt kaart	Home > Meldingen in de buurt
9	Meldingen in de buurt lijst	Home > Meldingen in de buurt
10	Inloggen	Home > Inloggen
11	Welkom	Home > Inloggen met Fixi account > Welkom
12	Welkom 2	Home > Inloggen met ADSF account
13	Melding foto toevoegen	Home > Maak melding > Melding foto toevoegen
14	Maak melding locatie	Maak melding > Melding foto toevoegen > Maak melding locatie
15	Melding tekst toevoegen	Home > Maak melding > Melding tekst toevoegen

Nr	Screen	Path
16	Gegevens	Home > Maak melding > Melding > Gegevens
17	Categorie	Home > Maak melding > Melding > Categorie
18	Al gemeld?	Home > Maak melding > Melding > Categorie > Al gemeld?
19	Samenvatting	Home > Maak melding > Melding > Gegevens > Samenvatting
20	Bedankt	Home > Maak melding > Melding > Gegevens > Samenvatting > Bedankt
21	Notificaties	Home -> Notificaties

2.2. Devices

The following devices were used during the research:

- Samsung Galaxy A53 5G+, Android 14

2.3. Techniques































The app has been developed with the following techniques:









































- Cordova
















3. Results

The research shows that the 'Fixi' app meets 44 of the 44 success criteria from the guideline.

Results per success criterion

Success criterion	Level	Title	Result
 1.1.1	A	Non-text Content	 Passes
 1.2.1	A	Audio-only and Video-only (Prerecorded)	 Passes
 1.2.2	A	Captions (Prerecorded)	 Passes
 1.2.3	A	Audio Description or Media Alternative (Prerecorded)	 Passes
 1.2.4	AA	Captions (Live)	 Passes
AD)) 1.2.5	AA	Audio Description (Prerecorded)	 Passes
 1.3.1	A	Info and Relationships	 Passes
 1.3.2	A	Meaningful Sequence	 Passes
 1.3.3	A	Sensory Characteristics	 Passes
 1.3.4	AA	Orientation	 Passes
 1.3.5	AA	Identify Input Purpose	 Passes
 1.4.1	A	Use of Color	 Passes
 1.4.2	A	Audio Control	 Passes
 1.4.3	AA	Contrast (Minimum)	 Passes
^a AA 1.4.4	AA	Resize text	 Passes
 1.4.5	AA	Images of Text	 Passes

Success criterion	Level	Title	Result
 1.4.10	AA	Reflow	 Passes
 1.4.11	AA	Non-text Contrast	 Passes
 1.4.12	AA	Text Spacing	 Passes
 1.4.13	AA	Content on Hover or Focus	 Passes
 2.1.1	A	Keyboard	 Passes
 2.1.2	A	No Keyboard Trap	 Passes
 2.1.4	A	Character Key Shortcuts	 Passes
 2.2.1	A	Timing Adjustable	 Passes
 2.2.2	A	Pause, Stop, Hide	 Passes
 2.3.1	A	Three Flashes or Below Threshold	 Passes
 2.4.3	A	Focus Order	 Passes
 2.4.4	A	Link Purpose (In Context)	 Passes
 2.4.6	AA	Headings and Labels	 Passes
 2.4.7	AA	Focus Visible	 Passes
 2.5.1	A	Pointer Gestures	 Passes
 2.5.2	A	Pointer Cancellation	 Passes
 2.5.3	A	Label in Name	 Passes
 2.5.4	A	Motion Actuation	 Passes
 3.1.1	AA	Language of Page	 Passes
 3.2.1	A	On Focus	 Passes


Success criterion	Level	Title	Result
 3.2.2	A	On Input	 Passes
 3.3.1	A	Error Identification	 Passes
 3.3.2	A	Labels or Instructions	 Passes
 3.3.3	AA	Error Suggestion	 Passes
 3.3.4	AA	Error Prevention (Legal, Financial, Data)	 Passes
</> 4.1.1	A	Parsing	 Passes
 4.1.2	A	Name, Role, Value	 Passes
 4.1.3	AA	Status Messages	 Passes


The following pages contain an explanation of each success criterion and an overview of the findings.



Succes Criterion 1.1.1 - Non-text Content

Ensure that alternative text is available for all content without text. These include images, icons and graphs. Describe what there is to see. People who are blind have this description read aloud through their screen reader. Alternative text can also be useful for anyone who is unsure about the meaning of the content.


 Passes


[Additional information about success criterion 1.1.1](#) 



Succes Criterion 1.2.1 - Audio-only and Video-only (Prerecorded)

Ensure a transcript is provided when information is only conveyed by audio or images. With podcasts, the information is conveyed only through audio. People who are deaf cannot hear what is being said. In animation films, the information is often only conveyed through images. People who are blind cannot see the images. By making a transcript available, the information can be read instead.


 Passes


[Additional information about success criterion 1.2.1](#) 



Succes Criterion 1.2.2 - Captions (Prerecorded)


Ensure captions are provided for all videos with sound. People who are hard of hearing, deaf or deafblind depend on captions to understand what is being said. Captions are also useful for anyone who is temporarily unable to perceive sound, for example inside a quiet zone.

 Passes

[Additional information about success criterion 1.2.2](#) 

Success Criterion 1.2.3 - Audio Description or Media Alternative (Prerecorded)

Ensure a transcript or audio description is provided for videos where you can't hear what is displayed. The content can then be read in case of a transcript, or heard in case of audio description. If you choose to add a audio description, you also meet success criterion 1.2.5.

 Passes

[Additional information about success criterion 1.2.3](#)

Success Criterion 1.2.4 - Captions (Live)


Ensure real-time captions are available for all live videos with audio. This allows people who need subtitles to directly access the spoken information.

 Passes

[Additional information about success criterion 1.2.4](#)

AD))) Success Criterion 1.2.5 - Audio Description (Prerecorded)

Ensure audio description is available when important information is shown which you cannot hear. An extra sound track must be provided where where the visual information is described. This allows people who are blind or have difficulty processing visual information to also understand the content.

 Passes

[Additional information about success criterion 1.2.5](#)


Succes Criterion 1.3.1 - Info and Relationships

Ensure that the information and relationships on the screen are not only conveyed visually.

Information on the screen must be conveyed to assistive technologies. For example, make sure that headings are not only bold, but also marked as headings in the code.

Relationships on the screen must be usable with assistive technologies. Elements in a list must be navigable one by one. Elements in a table must be navigable by rows and columns.


 Passes

[Additional information about success criterion 1.3.1](#) 

Succes Criterion 1.3.2 - Meaningful Sequence


Ensure that the order which assistive technologies follow reflect the meaning of the content. Otherwise, users of assistive technology may misunderstand the content. Most content is presented from left to right, from top to bottom. The information should also be presented to users of assistive technologies in this way.


 Passes

[Additional information about success criterion 1.3.2](#) 

Succes Criterion 1.3.3 - Sensory Characteristics


Ensure instructions can be understood by everyone. Instructions that only use shape, size, location, orientation or sound are not understandable for everyone. For example, people who are blind cannot see shape. Combine multiple properties to allow everyone to understand the instructions.


 Passes

[Additional information about success criterion 1.3.3](#) 

Succes Criterion 1.3.4 - Orientation

Ensure that the screen content rotates with the device display. All screens of an app must be usable in all orientations. Users in wheelchairs sometimes have their device mounted horizontally. People who use an enlarged font also often rotate their device so that more words fit on the screen.


 Passes

[Additional information about success criterion 1.3.4](#) 

Succes Criterion 1.3.5 - Identify Input Purpose

Ensure it is clear what information is expected from users inside input fields. Set the correct input type to allow auto-completion, e.g. for e-mail addresses. This is faster for everyone and prevents errors for users of assistive technology.


 Passes

[Additional information about success criterion 1.3.5](#) 

Succes Criterion 1.4.1 - Use of Color


Ensure colour isn't the only way information is conveyed. Information which is conveyed only by colour cannot be perceived by everyone. For example, also use shape to give instructions, e.g. reference a green checkmark or red cross. Inside a legend, use numbers in addition to colour, to allow people who are colour blind to find what they are looking for.

 Passes

[Additional information about success criterion 1.4.1](#) 

Success Criterion 1.4.2 - Audio Control

Ensure that audio which lasts longer than three seconds can be paused or stopped. It is disturbing if audio cannot be paused, especially for people who use a screen reader. As a result, they can no longer hear the screen reader's voice properly. For people who have difficulty concentrating, it is also nice if audio can be paused. This allows them to focus better on the other information.

 Passes

[Additional information about success criterion 1.4.2](#)

Success Criterion 1.4.3 - Contrast (Minimum)


Ensure that the contrast ratio between the text colour and background colour is at least 4.5:1. For bold and large text, a ratio of 3:1 is sufficient. By maintaining these ratios, visually impaired and colour blind users can usually read the text well. In addition, this makes an app easier for everyone to use, for example outside in the sun.

 Passes

[Additional information about success criterion 1.4.3](#)

Success Criterion 1.4.4 - Resize text

Ensure that the text in your app supports resizing. Users specify their preferred font size in the system settings. Text in your app should resize according to the preferred font size. This is especially important for visually impaired users because otherwise they might not be able to read the text. Text should not be abbreviated with dots.

 Passes


[Additional information about success criterion 1.4.4](#)



Success Criterion 1.4.5 - Images of Text

Ensure images are not used to display text. Always use plain text to allow the text to be adapted to the user's preferences. The font size inside an image often scales to a limited extent or not at all. As a result, the text cannot be read by everyone.

Exception: If an image of text does scale or if text as image is specifically needed to convey information.


 Passes

[Additional information about success criterion 1.4.5](#)



Success Criterion 1.4.10 - Reflow

Ensure that all content on the screen remains readable even with the largest font. Content should be readable without having to scroll in two directions. Because the text is displayed larger, it can push other elements off the screen. Ensure content can still be reached, for example, by scrolling vertically.

 Passes

[Additional information about success criterion 1.4.10](#)



Success Criterion 1.4.11 - Non-text Contrast


Ensure that the content on the screen has a contrast of at least 3:1 with the surrounding colour. Think of graphic elements such as icons, buttons and input fields. By keeping this ratio, visually impaired and colour blind users can distinguish the content well. In addition, this makes an app easier for everyone to use, for example outside in the sun.


 Passes

[Additional information about success criterion 1.4.11](#)

Success Criterion 1.4.12 - Text Spacing


Ensure there is enough space between paragraphs, letters and words. People with dyslexia can read faster as a result. People who are visually impaired can also read the text more easily. White space can also help people with a cognitive impairment to distinguish parts from each other.


 Passes

[Additional information about success criterion 1.4.12](#) 

Success Criterion 1.4.13 - Content on Hover or Focus

Ensure it possible to hide content which appears automatically when touching an element. It often happens that an element is touched accidentally. If new content appears, it may affect the completion of a task. Automatic content mainly causes problems for users of assistive technologies.


 Passes

[Additional information about success criterion 1.4.13](#) 

Success Criterion 2.1.1 - Keyboard

Ensure that all functionality in the app can be used with assistive technologies. People who are blind use the screen reader. People with a motor disability use switch control, voice control and/or the keyboard. These assistive technologies are built into the operating system.


 Passes

[Additional information about success criterion 2.1.1](#) 



Succes Criterion 2.1.2 - No Keyboard Trap

Ensure users of assistive technologies can't get stuck anywhere in the app. It is especially common that overlays cannot be closed. Many assistive technologies do not support clicking next to an overlay. As a result, the user gets stuck. You must include a close button which assistive technologies can activate.


 Passes

[Additional information about success criterion 2.1.2](#)



Succes Criterion 2.1.4 - Character Key Shortcuts

Ensure that shortcuts cannot be accidentally activated when using assistive technologies. Many assistive technologies mimic keystrokes to perform actions. This can result in unwanted shortcuts being activated. Make it possible to change or disable shortcuts.


 Passes

[Additional information about success criterion 2.1.4](#)



Succes Criterion 2.2.1 - Timing Adjustable

Ensure everyone has enough time to complete tasks. People with disabilities sometimes need more time to navigate through a screen. Operating an app with assistive technologies is often slower compared to touch. People with learning disabilities, dyslexia and cognitive impairments may also need more time. If there are time limits, then the time limit should be adjustable. It's best to make sure there are no time limits.


 Passes


[Additional information about success criterion 2.2.1](#)



Success Criterion 2.2.2 - Pause, Stop, Hide

Ensure it is possible to pause, stop or hide moving parts on the screen. Users of assistive technologies may find it difficult to use animated elements. After pausing or stopping animations, interaction is often possible. Flashing content makes it more difficult for people with attention disorders to stay focused. Hiding the distracting content makes it easier for them to use an app.

 Passes


[Additional information about success criterion 2.2.2](#) 




Success Criterion 2.3.1 - Three Flashes or Below

Threshold

Ensure no more than three flashes per second are shown anywhere in the app. This can cause an epileptic seizure. Warnings do not work well, because they are often overlooked. This is especially the case with children who cannot read yet.

 Passes


[Additional information about success criterion 2.3.1](#) 



Success Criterion 2.4.3 - Focus Order


Ensure assistive technologies use a logical focus order when navigating. The order of navigating a screen is usually from left to right, from top to bottom. Make sure assistive technologies use an equivalent focus order. The difference with success criterion 1.3.2 is that this only concerns the focus order.

 Passes

[Additional information about success criterion 2.4.3](#) 

Succes Criterion 2.4.4 - Link Purpose (In Context)

Ensure links are clear without the surrounding content. Users of assistive technologies can request an overview of all links on the screen. It is important that the purpose of each link is clear. A common mistake is to name a link 'here'. Without the surrounding text it is not clear what you will read more about.

 Passes


[Additional information about success criterion 2.4.4](#)

Succes Criterion 2.4.6 - Headings and Labels

Ensure to use descriptive headings and labels.

Descriptive headings are important to understand how the content is constructed. Blind users can navigate through headings using a screen reader.


Descriptive labels help users identify content. Voice control users speak the labels to perform actions.

 Passes

[Additional information about success criterion 2.4.6](#)

Succes Criterion 2.4.7 - Focus Visible

Ensure that elements focused by assistive technologies are clearly indicated. Focus is often shown by placing a box around the element. Make sure that the placement is correct and that the colour is clearly visible. For apps it is not possible to adjust the colour of the frame. However, it is possible to give elements a different background colour when they have focus.


 Passes


[Additional information about success criterion 2.4.7](#)



Success Criterion 2.5.1 - Pointer Gestures

Ensure an alternative is provided for all gesture-triggered actions. People with a motor disability cannot perform all gestures. For example, not everyone is able to move two fingers apart to zoom. Add an alternative, such as a button, to allow users to zoom in without gestures.


 Passes


[Additional information about success criterion 2.5.1](#) 



Success Criterion 2.5.2 - Pointer Cancellation

Ensure it is possible to cancel touches. Buttons may only be activated with a click and not with a touch. This gives the user the option to cancel the touch.


 Passes


[Additional information about success criterion 2.5.2](#) 



Success Criterion 2.5.3 - Label in Name

Ensure the technical name of elements contain the visual name. A button with the text 'Log in' must be able to be activated by voice control via this name. This is not possible if the technical name is different. For visually impaired people using a screen reader, it is also confusing when they hear a different name compared to what they see on the screen.


 Passes

[Additional information about success criterion 2.5.3](#) 



Succes Criterion 2.5.4 - Motion Actuation

Ensure an alternative is provided for motion-triggered actions and make it possible to disable them. For users with limited hand function, shaking is often not possible. Provide an alternative, such as a button. For users with spasms, the actions can be triggered inadvertently. Make it possible to disable motion-triggered actions.

 Passes

[Additional information about success criterion 2.5.4](#)



Succes Criterion 3.1.1 - Language of Page

Ensure the language is set for all content. A screen reader reads all text that appears on the screen. The pronunciation of the words depends on the language that has been set. When the language is not set, or a wrong language is set, the pronunciation is unclear. A correctly set language also helps to display letters and to display subtitles.

 Passes

[Additional information about success criterion 3.1.1](#)



Succes Criterion 3.2.1 - On Focus


Ensure it is predictable what happens when you move the focus. When users move their finger over a button, it should not be activated unexpectedly. If the last field of a form is filled in, it should not be sent unexpectedly. These types of actions should only be performed automatically if users are notified in advance. By making focus behavior predictable, you help people with a visual, cognitive or motor impairment.

 Passes

[Additional information about success criterion 3.2.1](#)

Success Criterion 3.2.2 - On Input


Ensure it is predictable what will happen when entering data. In case the focus moves automatically on correct input, this should be indicated in advance. Indicate if a new screen will be opened when submitting a form. Unexpected actions can confuse users with visual or cognitive impairments.

 Passes

[Additional information about success criterion 3.2.2](#)

Success Criterion 3.3.1 - Error Identification

Ensure a clear error message is shown when data has been entered incorrectly. It often happens that data is entered incorrectly. Clearly indicate which input is incorrect and explain why. It is important that error messages are also clear for user of assistive technologies. Ensure errors are also indicated in text to allow everyone to perceive them.

 Passes

[Additional information about success criterion 3.3.1](#)

Success Criterion 3.3.2 - Labels or Instructions


Ensure clear instructions are provided in places users have to input data. Add a label to the input fields, for example 'First name'. Mark whether fields are required or optional. Indicate if data must be entered in a specified order. All users benefit from clear instructions. Clear instructions are indispensable for users with cognitive impairments.

 Passes

[Additional information about success criterion 3.3.2](#)

Success Criterion 3.3.3 - Error Suggestion


Ensure suggestions are provided when data has been entered incorrectly. Users regularly make mistakes when entering data. Help users to fix these errors by providing suggestions. For example, when a date has been entered incorrectly, indicate in which order the day, month and year are expected.

 Passes

[Additional information about success criterion 3.3.3](#)

Success Criterion 3.3.4 - Error Prevention (Legal, Financial, Data)


Ensure data is submitted intentionally. Allows users to undo, correct or confirm a submission. At least one of these options must be provided for submissions that cause a legal obligation, financial transaction, or loss of data. These options reduce the chance of unforeseen consequences.

 Passes

[Additional information about success criterion 3.3.4](#)

Success Criterion 4.1.1 - Parsing

Ensure the source code of the app does not contain any errors and does not use any deprecated functions. Assistive technologies may not behave as expected when code is not updated to modern standards. Adhere to the standards of the platforms which are supported. Check that the app works on all versions of the supported operating systems.

 Passes

[Additional information about success criterion 4.1.1](#)

Success Criterion 4.1.2 - Name, Role, Value


Ensure it is clear for users of assistive technologies what actions can be performed.

Set a name. The name is used for identification. By setting a name, assistive technologies such as voice control can perform targeted actions.

Set a role. With the role “button” it is clear that an action takes place upon activation. With the role “link” it is clear that you will be referred to another location. By setting a role, it is clear to users of assistive technologies what they can do.

Set a value. A check box should have the value “selected” or “not selected”. With a volume control, the value can be “50%”. By setting a value, this text value can be passed to assistive technologies.

 Passes

[Additional information about success criterion 4.1.2](#) 

Success Criterion 4.1.3 - Status Messages

Ensure that status messages are also passed to assistive technologies. A blind user cannot see new information appearing anywhere on the screen. By providing a status message, the screen reader can announce that new information is available.

 Passes

[Additional information about success criterion 4.1.3](#) 